



IP411

Baseboard

Mini-ITX COM Express (Type 6) Baseboard



Features

- Mini-ITX COM Express Baseboard for Compact Size COMe Module
- Supports DVI-D, VGA 24-bit dual channel LVDS
- Onboard dual PCI-E Gigabit LAN
- 4x COM, 1x printer port, 1x USB3.0, 6x USB2.0, 2x SATAII
- 1x PCI-E(x1), 1x Mini-PCI-E (Full Size)
- ATX power connector
- 170mm x 170mm

Ordering Information


IP411

Mini-ITX COM Express (Type 6) Baseboard

IP409

Baseboard

Flex ATX COM Express (Type 6) Baseboard



Features

- Fintek F81846AD-I Super I/O
- Watchdog timer, 4-in / 4-out digital I/O
- 1x PCI-E(x16), 1x PCI-E(x4), 2x PCI-E(x1), 1x Mini PCI-E expansion slots
- Edge connectors for 2x COM (from onboard Super I/O), DVI-I, DVI-D, RJ45+ dual USB 3.0, DisplayPort + dual USB (3.0), audio connector (Line-out, Line-in & Mic.)
- Onboard headers for 2x COM (from COMe module), 1x KB/MS, 2x SATA III, 2x SATAII, 2x LVDS, 4x USB (2.0), 1x LPT, COM Express (Type 6) connector
- ATX power connector
- 190mm x 228mm

Ordering Information

IP409

Flex ATX COM Express (Type 6) Baseboard